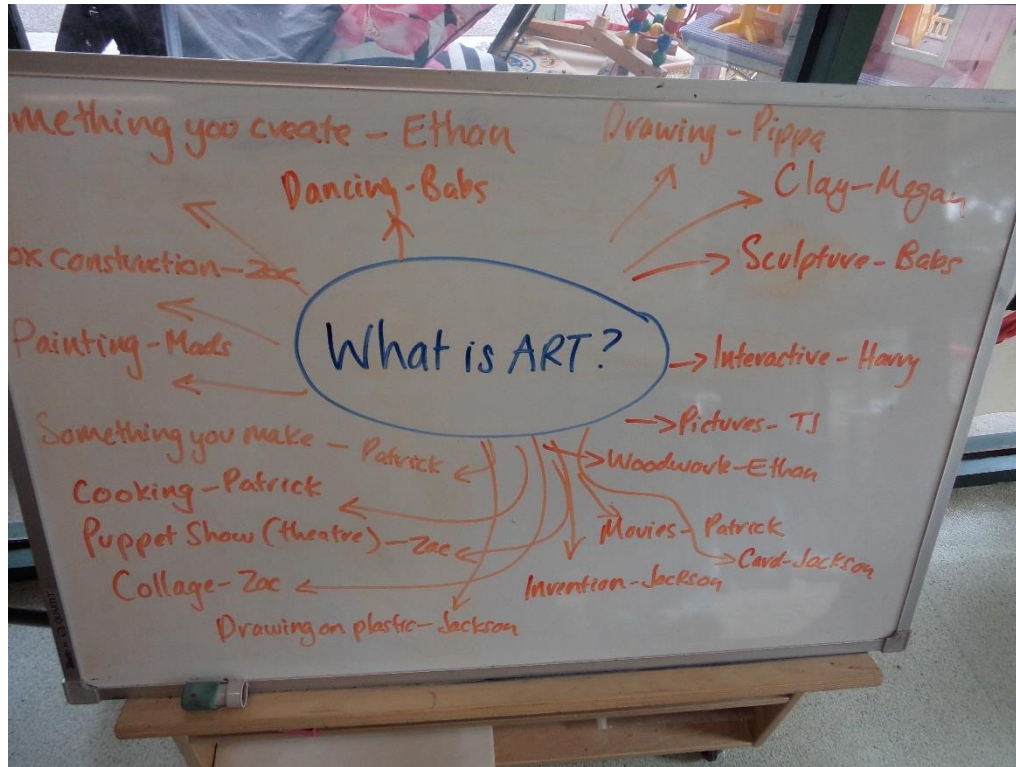


# Purple Group Reflection. Term 3. Week 1

Outcome 4: Children are confident and involved learners.



NQS 1: Educational program and practice



Above: Alice demonstrating an abstract/cubism self portrait and Ethan well under way with his!

We kickstarted T3 off by brainstorming what the children (and educators) perceived 'art' to be as this Term there'll be a heavy emphasis on the arts! After pretty much nailing the definition of 'art' we started to study (by practical and theoretical means) the first of many famous artists we'll come to learn about: Pablo Picasso. Picasso's works teaches us about; daring to be different, using bold colours, cubism (an art form that uses shapes and lines and also dissects images placed together again in an abstract manner), abstract (different) and feelings (Picasso's blue period)! We also tied the Zones Of Regulation into art and looked at, in this instance, the colour blue and how it made us feel – when exploring Picasso's 'Blue Period'!





Using, art clay, oil pastels and textured materials to explore abstract and cubism art forms.